



The Miraculous Journey of Edward Tulane

by
Kate DiCamillo

illustrations by
Bagram Ibatoulline









Teacher Timer Tip:
Setting a timer to ring every 2-5 minutes or so can help the groups know when to draw the next card.

Objectives: ... connect experiences and ideas with those of others through speaking and listening
... use vocabulary to describe clearly ideas, feelings, and experiences
... use prior knowledge to anticipate meaning and make sense of texts

Before and/or
After Reading

Ripple Cards

Cut out the cards below. Put them in a stack on a table in the middle of your group. Use them as discussion cards before and after you read the story. Take turns with your friends. Draw one of the cards. Give your answers. Pass the card to your right around the circle. Listen as each person gives his/her answers. Ask questions and comment after each person answers. The ideas will ripple in all directions around the group, giving you ideas that may not have occurred to you.

<p>Tell about a stuffed animal that you once loved.</p> 	<p>Why are dolls and stuffed animals important to people?</p> 
<p>If you could hear the thoughts of a stuffed animal, what do you think he would be thinking?</p> 	<p>Do you think it is just as important to love as to be loved? Explain.</p> 
<p>What can people learn from pain and suffering in their lives?</p> 	<p>What are some of the best ways to show love to someone in your life?</p> 
<p>If you were to find yourself far away from home and family, how could you find hope?</p> 	<p>Tell about a time when you lost something you loved very much. How did you deal with it?</p> 
<p>Tell about someone who changed the way you thought or looked at the world.</p> 	<p>Tell about an event in your life that changed you for better or for worse.</p> 